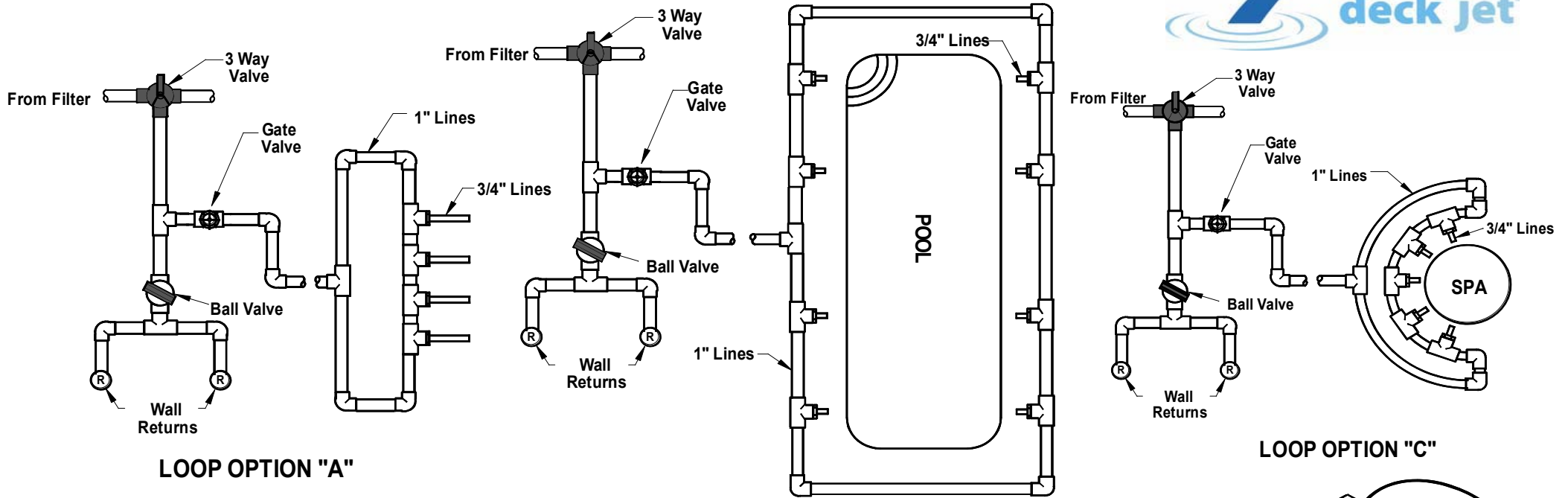
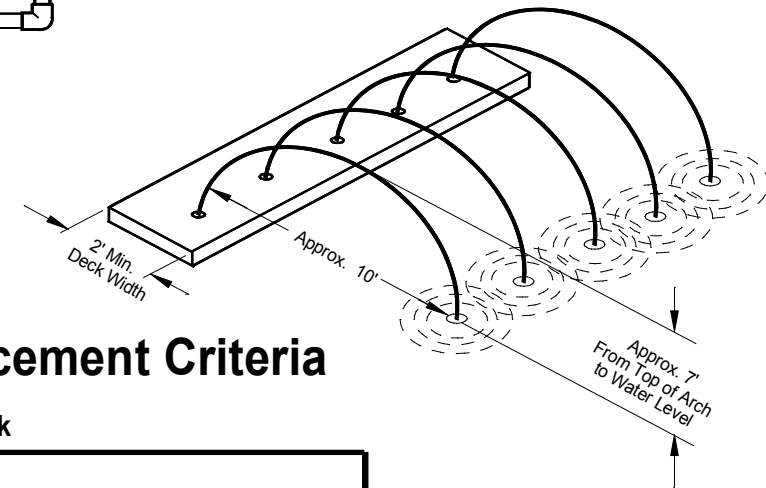


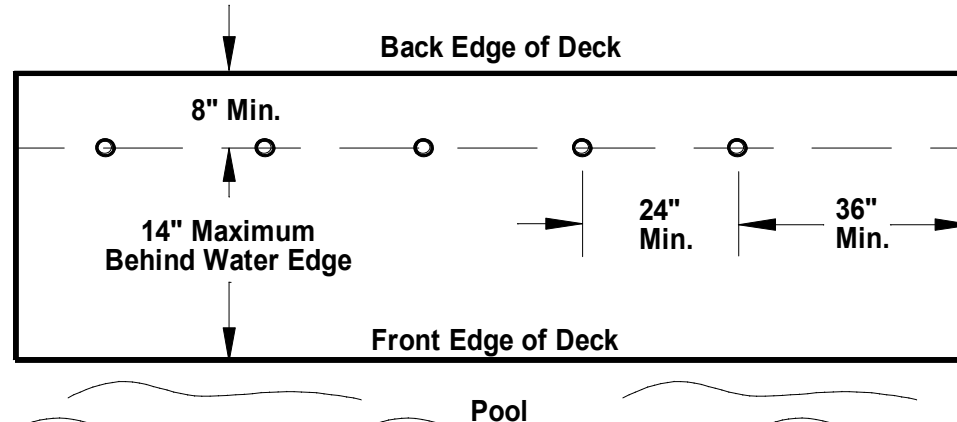
# Trio Deck Jet Plumbing Specifications



1. Height of standard water arch is 7'.
2. Water throw from the standard Deck Jet is approximately 10'.
3. The "Triple Spray" and "Fan" style heads may not produce the desired effects in windy conditions.
4. Deck must be 2' width minimum.
5. Standard installation will locate the Deck Jet a minimum of 14" behind the water's edge.
6. Trio Deck Jets must be plumbed using one of the approved looped plumbing options above.
7. The optional water stop must first be removed and then glued back in place.



## Trio Deck Jet Head Placement Criteria



**Required Flow Rates:**  
 Standard - 5 GPM  
 Triple Spray - 2 GPM  
 Fan - 2 GPM



### Rainbow Pool Products

PO Box 2388, Mansfield Qld 4122

Telephone STD 61-7-3849 5385

Facsimile STD 61-7-3849 5384

Email: [info@rainbowpoolproducts.com.au](mailto:info@rainbowpoolproducts.com.au)

Web: [www.rainbowpoolproducts.com.au](http://www.rainbowpoolproducts.com.au)