

MEDIOJET


2.2 kW; 2.55 kW; 3 kW; 4 kW LHT (50Hz)
2.55 kW; 3 kW; 3.45 kW; 4.6 kW LHT (60Hz)

Per l'aspirazione di fluidi diversi dall'aria non contaminata o a temperature superiori ai 40°C vi preghiamo di contattarci.

The standard side channel blowers/aspirators are designed to handle clean air up to a maximum of 40°C. Please contact us for special applications.

Motori costruiti secondo le norme CEI 2-3 (1988) ISOL. CL F PROT. IP 55 e certificati cCSAus

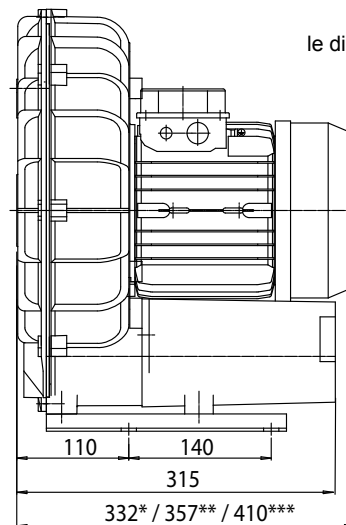
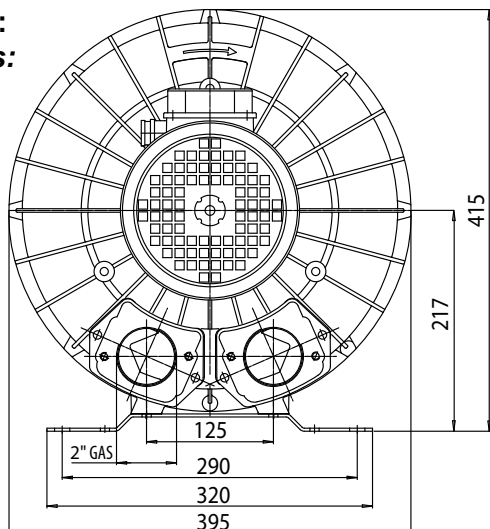
Motors construction conform with CEI 2-3 (1988) NORMS. ISOL. CL F PROT. IP 55, cCSAus certified

cCSAus file nr. 242079 

	Articolo Item code	kW	V	Hz	assorb. AMP absorbed AMPS	giri/min. r.p.m.	limite servizio max cont. duty S1 (mbar)	dB (A)*	peso (Kg) weight (Kg)
TRIFASE THREE-PHASE	061502	2.2	230 Δ 400 Y	50	9.0 Δ / 5.2 Y	2850	-195 +185	76	30
	061502	2.55	265 Δ 460 Y	60	9.0 Δ / 5.2 Y	3450	-185 +170	77	30
	061735	2.2	200-240 Δ 345-415 Y	50	10.5 Δ / 6.0 Y	2900	-185 +165	76	32
	061735	2.55	220-275 Δ 380-480 Y	60	9.5 Δ / 5.5 Y	3500	-165 +140	77	32
	061732	2.55	200-240 Δ 345-415 Y	50	11.2 Δ / 6.5 Y	2880	-215 +220	76	32
	061732	3	220-275 Δ 380-480 Y	60	11.6 Δ / 6.7 Y	3500	-195 +175	77	32
	061503	3	230 Δ 400 Y	50	11.8 Δ / 6.8 Y	2800	-230 +245	76	32
	061503	3.45	265 Δ 460 Y	60	11.4 Δ / 6.6 Y	3450	-255 +245	77	32
	061597	4	200-240 Δ 345-415 Y	50	16.7 Δ / 9.7 Y	2900	-295 +295	76	44
	061597	4.6	220-275 Δ 380-480 Y	60	17.6 Δ / 10.2 Y	3500	-325 +295	77	44

* Livello di pressione sonora rilevato secondo le Norme ISO 3746 - 1979 (E). Parametri: r=1 - Rumore di fondo 51 dB (A) - Strumento: Brüel & Kjær type 2232.
* Sound pressure level tested according to ISO regulation 3746 - 1979 (E). Parameters: r=1 - Background noise 51 dB (A) - Instrument: Brüel & Kjær type 2232.

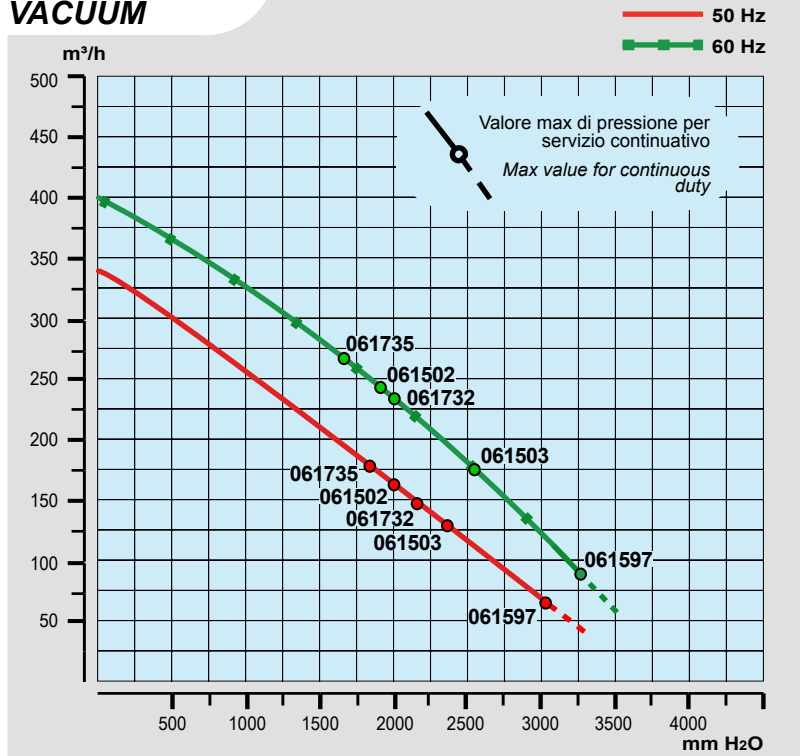
dimensioni:
dimensions:



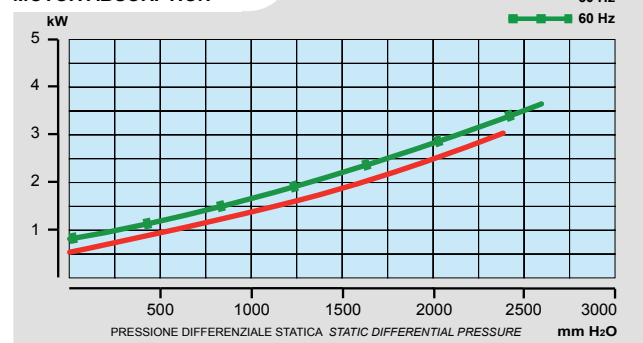
le dimensioni sono espresse in millimetri
all dimensions are in mm

* (061502; 061735; 061732)
** (061503)
*** (061597)

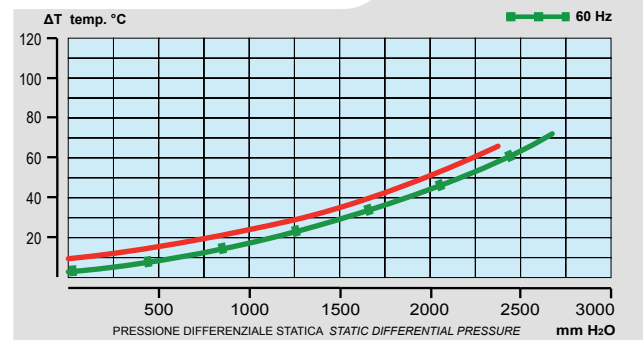
ASPIRAZIONE VACUUM



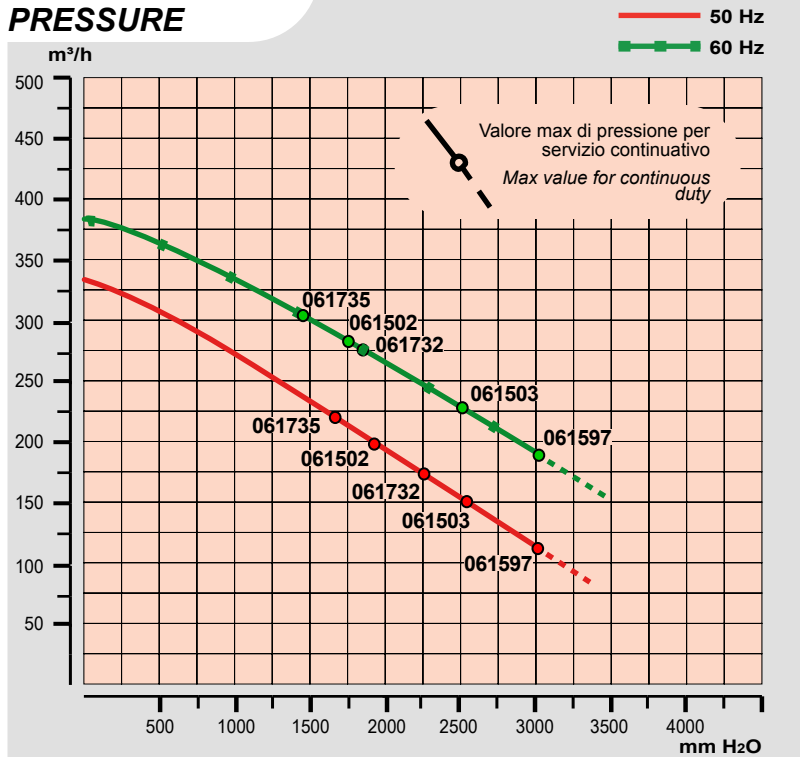
ASSORBIMENTO MOTORE MOTOR ABSORPTION



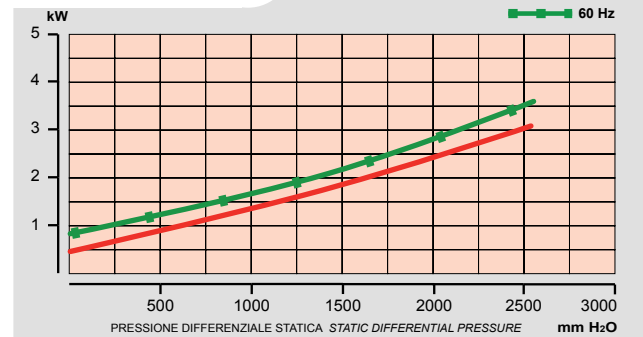
INCREMENTO TEMPERATURA ARIA AIR TEMPERATURE INCREASE



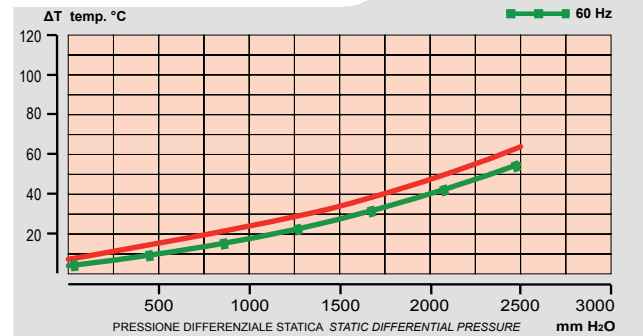
COMPRESSIONE PRESSURE



ASSORBIMENTO MOTORE MOTOR ABSORPTION



INCREMENTO TEMPERATURA ARIA AIR TEMPERATURE INCREASE



Tutti i dati della presente scheda tecnica si intendono indicativi e potranno essere modificati dalla casa in qualsiasi momento senza nessun preavviso.

La curva di aspirazione è riferita ad aria alla temperatura media di 20 °C e 1013 mbar sul raccordo di mandata.
La curva di compressione è riferita ad aria alla temperatura media di 20 °C e 1013 mbar sul raccordo di aspirazione.

All data is intended as an indication and may be modified without prior notice.

The vacuum curve is valid for pumping air, with a temperature of 20°C at the inlet flange and with a pressure of 1013 mbar at the discharge port.
The pressure curve is valid for pumping air, with an average temperature of 20°C and 1013 mbar at the inlet flange.

l/min = m³/h · 16,667
CFM = m³/h · 0,588
mbar = mm H₂O · 0,098
PSI = mm H₂O · 0,00142