



Quality Pool & Spa Products

MONARCH CYCLONE POOL & SPA PUMP



Code	Description	Run Current (A)	Motor Input Power (W/hp)	Motor Output Power (W/hp)
M7500B	C50M	3.3	800/1	440/0.6
M7501B	C75M	5.0	1200/1.6	550/0.7
M7502B	C100M	5.8	1400/1.9	750/1

Guarantee - 3 years

CycloneTM

Pool & Spa Pump

Tough, high performance pool pumps for optimum pool water circulation and years of reliable service.



Features & Benefits

- Designed for durability and long life using corrosion resistant, UV stabilised materials
- Self priming pump for trouble-free operation and air handling
- Compact design suits tight spaces and pump sheds
- Built in thermal overload protection, protects motor from low voltage or jammed pump
- Stainless steel pump shaft suited for salt water pools
- Reinforced base keeps the motor high and dry for corrosion protection
- Locking ring secured lid for a reliable seal day after day
- Large leaf basket for user convenience
- Range of sizes to suit domestic pools and solar applications
- Barrel union connections for easy pump installation

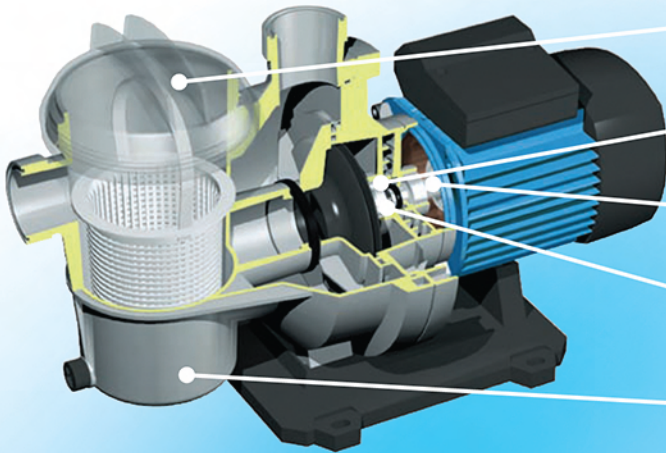
Guarantee – 3 years



monarchseries.com.au

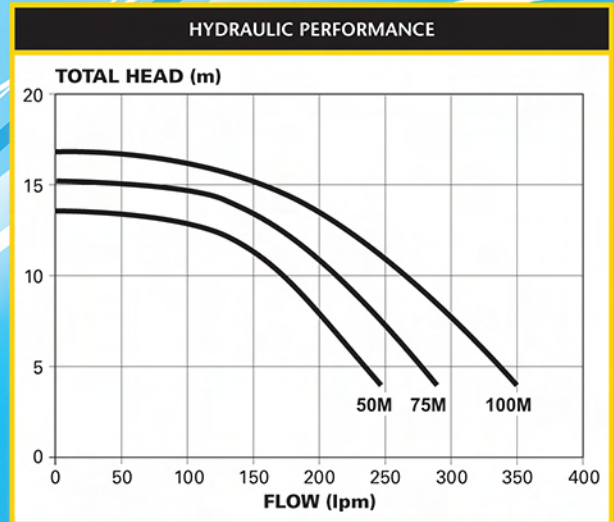
Cyclone™

Pool & Spa Pump



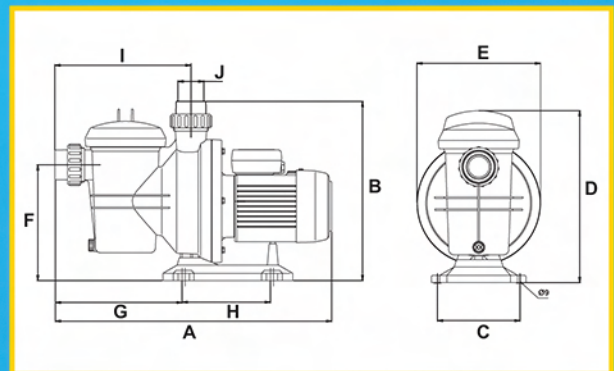
- Easy to remove, leaf basket cover for easy viewing and removal of leaves and debris
- Carbon / Ceramic mechanical seal
- Stainless steel motor shaft for corrosion resistance in salt water pools
- Impeller made of glass-filled Noryl® for high abrasion resistance
- Corrosion resistant body, foot and diffuser from glass-filled polypropylene construction.

ELECTRICAL DATA			
Model	Cyclone 50M	Cyclone 75M	Cyclone 100M
Voltage (V)	220-250		
Supply Frequency / Phase	50Hz / 1		
Run Current (A)	3.3	5.0	5.8
Motor Input Power (W)	800	1200	1400
Motor Output Power (W)	440	550	750
RPM	2900		
Enclosure Class (IP)	55		
Insulation Class	F		
Approval No.	W2442		



OPERATING LIMITS	
Water Temperature	Max 35°C
Ambient Temperature	Max 50°C

DIMENSIONS (mm)														
Model	A	B	C	D	E	F	G	H	I	J	Mount Hole Diam.	Inlet P.V.C. (mm)	Outlet P.V.C. (mm)	Net Weight (Kg)
Cyclone 50M														9.7
Cyclone 75M	532	345	159	330	238	225	244	170	262	50	9	40/50	40/50	11
Cyclone 100M														11.6



Datasheet Disclaimer:

All details in this leaflet are accurate at the time of printing. This literature is not a complete guide to product usage. Further information is available from your Monarch Series dealer, Davey Customer Service Centre and from the relevant product Installation & Operating Instructions. This datasheet must be read in conjunction with the relevant Installation & Operating Instructions and all applicable statutory requirements. Product specifications may change without notice. © Davey is a registered trademark of Davey Water Products Pty Ltd. © Davey Water Products Pty Ltd 2008.

Davey Water Products Pty Ltd

Member of the GUD Group
ABN 18 066 327 517

