

INTELLITOUCH™ PERSONALITY KIT CONTENT DIAGRAM

INDOOR CONTROL PANEL (ICP) PARTS BAG

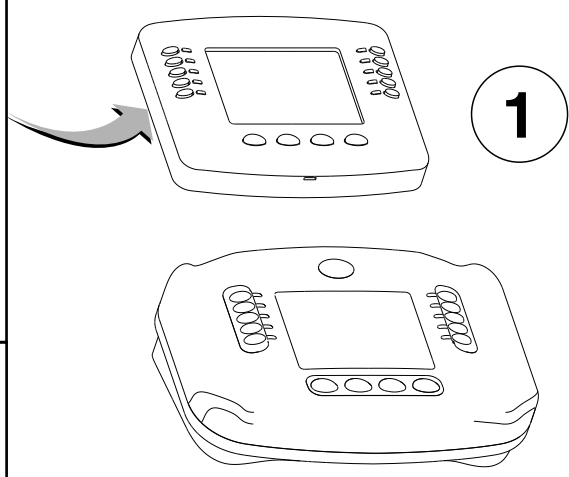
- Plug (Qty. 1)
- Mounting Sheave (Qty. 1)
- Screw, Flathead (Qty. 1)
- Screw, Panhead (Qty. 2)
- Wall Anchors (Qty. 3)

- ## 10 Relays
- i5, i5S: None
 - i7+3: Qty. 2
 - i9+3, i9+3S: Qty. 4
 - i10+3D: Qty. 5

- ## 9 Temperature Sensors ALL MODELS
- WATER SENSOR ~ Long Cable (Qty. 1) INCLUDING O-RING AND HOSE CLAMP
 - AIR SENSOR ~ Short Cable (Qty. 1)

- ## i10+3D ONLY Additional WATER SENSOR Long Cable (Qty. 1)

- ## MOBILETOUCH PARTS BAG
- Screw, Panhead (Qty. 4)
 - Wall Anchors (Qty. 4)
 - Relay Screws (Qty. 0, 4, 8, or 10)
 - Label Sheet (Qty. 1)



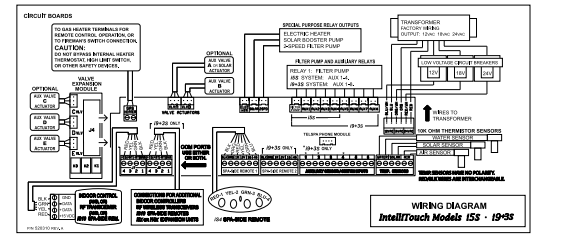
1 Indoor Control Panel (ICP) w/Parts Bag OR MobileTouch® Handheld (Mobi®)

2 Outdoor Control Panel

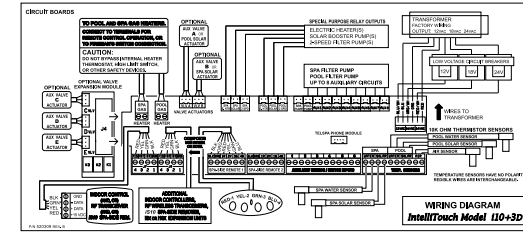
3 IntelliTouch™ Manuals



4 Wiring Diagram label
i5, i7+3, i9+3: See door
i5S / i9+3S: Included



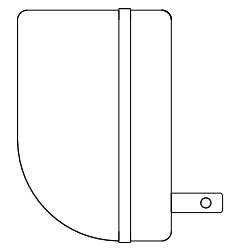
i10+3D: Included



8 LC or Mobi® Parts Bag

- ## LOAD CENTER (LC) PARTS BAG
- Relay Screws (Qty. 0, 4, 8, or 10)
 - Label Sheet (Qty. 1)

7 Recharging Transformer (Mobi® only)



6 Actuators Qty. 2
i5, i7+3, i9+3 - ONLY

5 Transceiver (Mobi® only)

