



Quality Pool & Spa Products

POOLFRESH IONISER



Code

Description

QPF50
QPF100

Pool Fresh 50 - Suits Pools up to 50,000 litres
Pool Fresh 100 - Suits Pool up to 100,000 litres

Warranty - 12 months

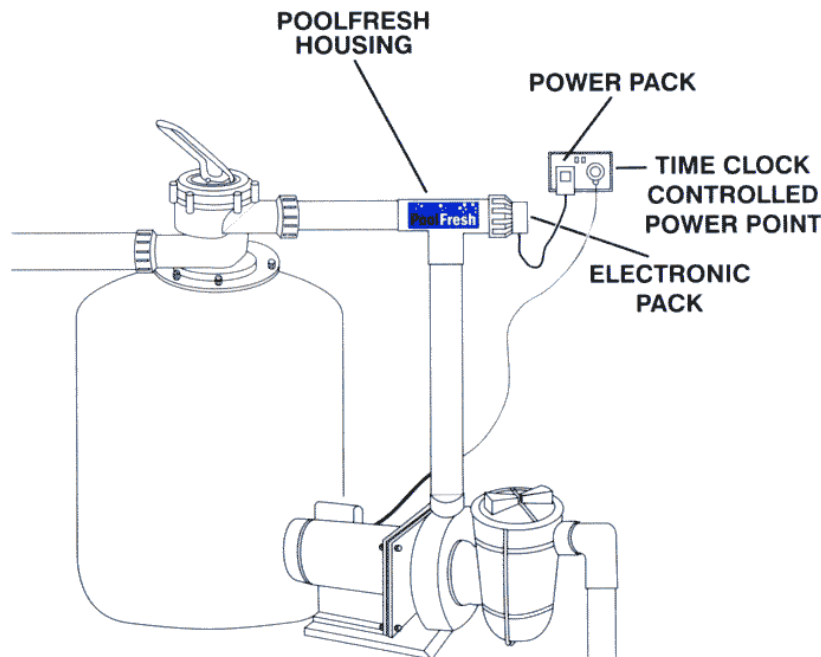
INSTALLATION INSTRUCTIONS

Water Balance

Prior to installing your PoolFresh unit the pool water should be clean & chemically balanced in line with the following recommendations:-

pH	1.0 - 7.5
Total Alkalinity	80 - 140ppm
Calcium Hardness	100 - 250ppm

Chlorine may be used initially to sanitise the pool and oxidises the water if desired.



Plumbing

The PoolFresh housing has been designed to simply replace a 90° elbow in the plumbing line. It must be installed so that an air pocket cannot accumulate around the electrodes, and it should be close to a time clock controlled power point. The inlet and outlet ports are sized to accept 50mm pipe. For 40mm pipe simply use 40mm x 50mm PVC reducing bushes.

Electrical


The plug in type powerpack supplied with your PoolFresh unit should be plugged in to the same power source as the pool pump. It is important that this power source is time clock controlled. If you do not have a time clock and/or if your power point is not weatherproof please check with your PoolFresh dealer who will be able to provide you with the appropriate model Questa Pool Control Centre.

HOW DO I START UP MY POOLFRESH UNIT

Adding The Poolfresh Plus Starter Pack

With the pool pump running, slowly add the contents from both sections of the PoolFresh Plus Starter Pack into the skimmer box. Do not add directly to the pool.

Let the pool pump run for 24 hours to ensure that the starter pack is evenly distributed throughout the pool.



Setting The Run Time

The time clock which operates both the pool pump and the PoolFresh unit should be set to run for the following times:

MODEL	SUMMER	WINTER
QPF50	1 Hour/50,000 Ltrs	½ Hour per 5,000 Ltrs
QPF100	1 Hour/10,1000 Ltrs	½ Hour per 10,000 Ltrs

These running times also allow for adequate filtration time.

HOW OFTEN DO I NEED TO ADD POOLFRESH PLUS

PoolFresh Plus is the catalyst which makes the trace element of silver one of the most effective bactericides available. It also acts as a residual oxidiser in the water helping to remove leaf stains, suntan oils etc. It should be added to the pool water every 10 - 14 days in the summer and every 3 - 4 weeks in the winter.

High pool usage such as pool parties, extended periods of high temperatures or pools with a high leaf load may necessitate additional doses of PoolFresh Plus

WILL I STILL NEED TO TEST MY POOL WATER?


Chemical Balance

Regardless of the sanitisation system used, you should still test the chemical balance (pH, Total Alkalinity & Calcium Hardness) of your pool water on a regular bases. Most good pool shops provide comprehensive computerised water testing free of charge. Be sure to advise the pool shop that you have a Questa PoolFresh installed before they perform the water test for you.

Adding Balancing Chemicals To The Pool Water

Any balancing chemicals which need to be added to the pool water should always be diluted in water and where possible dispersed over the surface of the pool using a plastic watering can with the pool pump running.

It is very important that only sodium bicarbonate is used to increase the pH and/or Total Alkalinity and never add more than 1 kg per day of sodium bicarbonate to the pool water.



PoolFresh Plus

Because PoolFresh Plus has a residual oxidising effect its presence can be tested using a standard DPD chlorine test. The level of PoolFresh Plus should be maintained at 2ppm (because it is a much less aggressive chemical than chlorine it takes approximately 15 minutes for the test result to show in the colour comparator)

Copper

It is important that the pool water is regularly tested using the copper test kit provided. If the copper level ever exceeds that of the comparator in the test kit the PoolFresh unit should be unplugged until the copper level has fallen to within the acceptable range. This may take several days.

WILL I EVER NEED TO ADD CHLORINE

Although chlorine need never be used to sanitise your pool water it may be used to remove heavy leaf stains quickly. However only liquid chlorine should be used.

It is important that dry chlorine is never thrown directly into a PoolFresh Pool.

HOW OFTEN DO I NEED TO ADD POOLFRESH PLUS

The LED on the end panel is illuminated when there is power to the electrodes. The colour of the LED changes from red to green approximately every minute as the polarity of the current alternates. This constant changing of polarity prevents any build up of minerals on the electrodes.

The LED also provides a self diagnostic function as follows:

LED STATUS	INDICATES	REMEDY
Not On	No Power to Unit	Check Time Clock
Very Dim	Conductivity of Water Too High	Dilute pool water with fresh water
Very Bright	Conductivity of Water Too Low	Balance Pool Water
	Air Pocket Around Electrodes	Re Plumb Housing

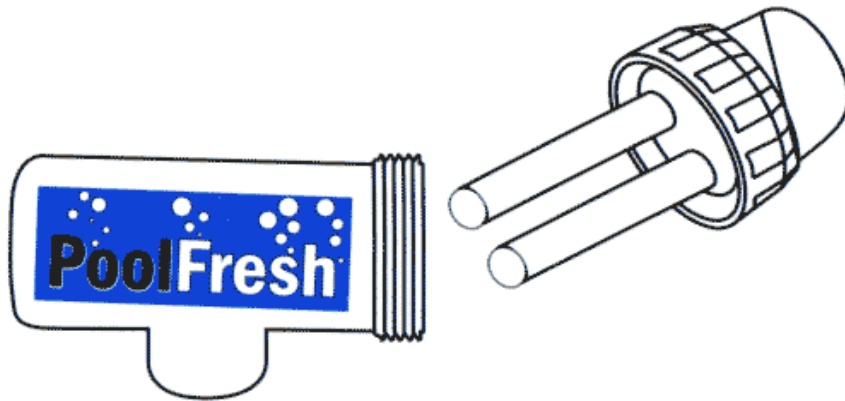
WHAT SHOULD I KNOW ABOUT THE ELECTRODES?

Usual Life

With the specified run times the usual life of the electrodes should be between 1½ - 2½ years. Factors which affect the life of the electrodes include water conductivity, additional running time, water velocity and if they have been rotated.

Inspection

The electrodes should be inspected every 3 - 4 months and if necessary, rotated clockwise through 90° to ensure longer life.



Changing The Electrodes

The electrodes should be changed before they erode down to the electronic pack. To change you simply unscrew the electronic pack from the housing and remove the old electrodes by unscrewing them. Screw the new electrodes in the same place and replace the electronic pack.

