

BLOWER INSTALLATION INSTRUCTIONS

IMPORTANT

- The spa power blower has passed all electrical and EMC regulations - IEC60335.1, relevant provisions of IEC60335.2.60, CISPR14-1 and CISPR14-2.
- This blower must be installed in an enclosure rated at IPX5.
- In all cases refer to your national wiring rules and/or codes of electrical practice.
- In order to prevent a hazard, if the supply cable is damaged or the unit is not working it must be returned to the manufacturer or an authorised service agent for repair.
- This is a Class 1 appliance and must be connected to protective earth.
- The appliance must be supplied through a residual current device (RCD) with a rated tripping current not exceeding 30mA.
- Refer to AS3000 wiring rules (Aust. & NZ) and IEC60364 Part 7 (Europe) or equivalent for guidance with compliance to the wiring codes for wet area and equipotential bonding.

GENERAL INSTALLATION GUIDELINES

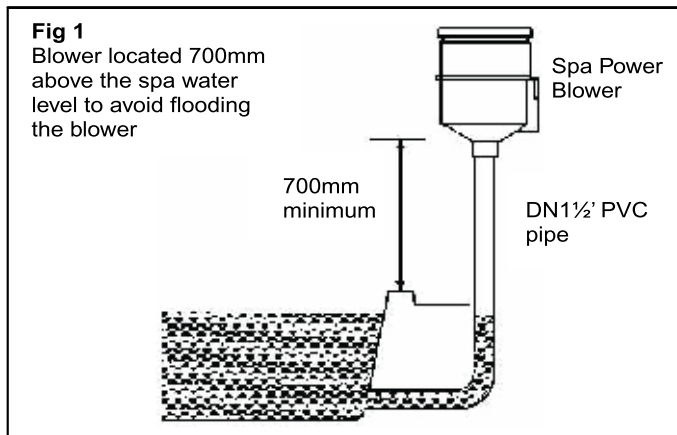
- All piping should be in Imperial DN 1½" PVC pressure pipe.
- Do not glue or otherwise permanently attach blower to plumbing. Residual glue fumes can in some cases cause explosions.
- Spa air injectors should have sufficient holes to total 800mm². e.g. 110 x 3mm dia. holes
64 x 4mm dia. holes
40 x 5mm dia. holes
30 x 6mm dia. holes

Less than the above will restrict the air flow over the blower motor which may result in overheating.

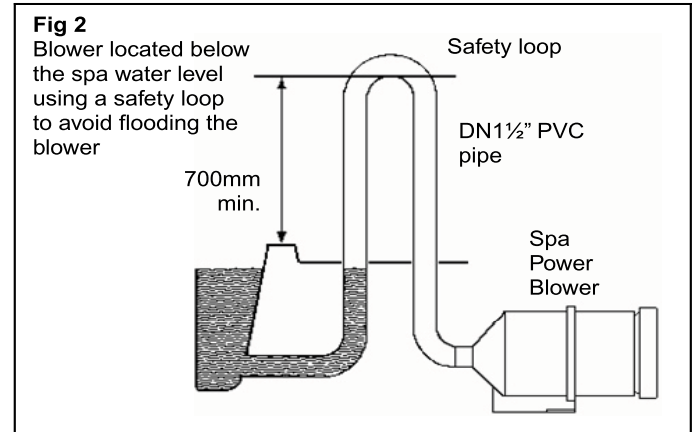
IN GROUND SPA INSTALLATION

- The blower must be in a dry area as close as practical to the spa. In installations more than 4 metres from the pool the safety loop should be close to the spa to prevent water from holding in the pipeline.
- Safety loops and risers - to avoid water damage to the blower, the blower should be installed at least 700mm above the water level in the spa (Fig 1) or be protected by a safety loop (Fig 2).

Water damage is not covered by warranty.

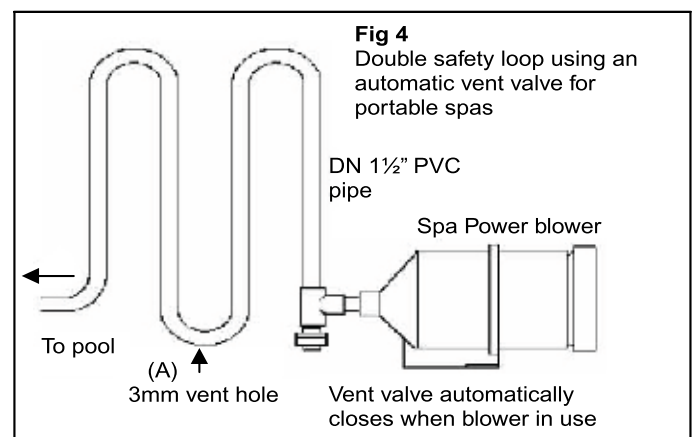
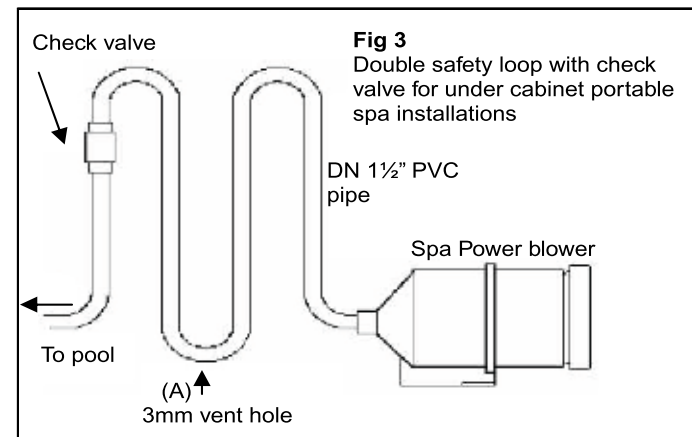


Blower Specifications			
Model	Power	Amps	Heater
5601	940W	4.1	-
5602	940W	4.1	
5603	940W	4.1	
5604	1380W	6.0	-
5605	1380W	6.0	
5606	1240W	5.4	300W
5607	1240W	5.4	300W
5612	940W	4.1	-



PORTABLE SPA INSTALLATION

- Portable spas require a double safety loop plus a check valve (as in Fig 3), or a vent valve (as in Fig 4). The top loop must be as high as possible.
- A 3mm hole at point (A) is recommended to allow accumulated condensation to drain out.
- IMPORTANT:** After wet testing the spa, the blower should be disconnected from the safety loop to stop residual water getting into the blower during transit.



Davey® Repair or Replacement Guarantee

In the unlikely event in Australia or New Zealand that this Davey product develops any malfunction within two years of the date of original purchase due to faulty materials or manufacture, Davey will at our option repair or replace it for you free of charge, subject to the conditions below.

Should you experience any difficulties with your Davey product, we suggest in the first instance that you contact the Davey Dealer from which you purchased the Davey product. Alternatively you can phone our Customer Service line on 1300 367 866 in Australia, or 0800 654 333 in New Zealand, or send a written letter to Davey at the address listed below. On receipt of your claim, Davey will seek to resolve your difficulties or, if the product is faulty or defective, advise you on how to have your Davey product repaired, obtain a replacement or a refund.

Your Davey Two Year Guarantee naturally does not cover normal wear or tear, replacement of product consumables (i.e. mechanical seals, bearings or capacitors), loss or damage resulting from misuse or negligent handling, improper use for which the product was not designed or advertised, failure to properly follow the provided installation and operating instructions, failure to carry out maintenance, corrosive or abrasive water or other liquid, lightning or high voltage spikes, or unauthorized persons attempting repairs. Where applicable, your Davey product must only be connected to the voltage shown on the nameplate.

Your Davey Two Year Guarantee does not cover freight or any other costs incurred in making a claim. Please retain your receipt as proof of purchase; you **MUST** provide evidence of the date of original purchase when claiming under the Davey Two Year Guarantee.

Davey shall not be liable for any loss of profits or any consequential, indirect or special loss, damage or injury of any kind whatsoever arising directly or indirectly from Davey products. This limitation does not apply to any liability of Davey for failure to comply with a consumer guarantee applicable to your Davey product under the Australian or New Zealand legislation and does not affect any rights or remedies that may be available to you under the Australian or New Zealand Consumer Legislation.

In Australia, you are entitled to a replacement or refund for a major failure and for compensation for any other reasonably foreseeable loss or damage. You are also entitled to have the goods repaired or replaced if the goods fail to be of acceptable quality and the failure does not amount to a major failure.

Should your Davey product require repair or service after the guarantee period; contact your nearest Davey Dealer or phone the Davey Support Centre on the number listed below.

For a complete list of Davey Dealers visit our website (davey.com.au) or call:



Rainbow Pool Products

PO Box 2388, Mansfield Qld 4122

Telephone STD 61-7-3849 5385

Facsimile STD 61-7-3849 5384

Email: info@rainbowpoolproducts.com.au

Web: www.rainbowpoolproducts.com.au