



Rainbow Pool Products

PO Box 2388, Mansfield Qld 4122

Telephone STD 61-7-3849 5385

Facsimile STD 61-7-3849 5384

Email: info@rainbowpoolproducts.com.au

Web: www.rainbowpoolproducts.com.au

WATERCO
water, the liquid of life

CHEMFLO

FRESH WATER CHLORINATION AND PH DOSING SYSTEMS

- Digital display
- Reliable inbuilt peristaltic pumps
- Variable dose rate
- Simple installation
- Weather proof ABS enclosure, water resistant to IP25

Chlorination and pH control systems



Chemflo chemical controllers precisely monitor and maintain your pool's chlorine and pH levels at all times.

Chlorine and Acid feeders



The Chemflo Acid/Chlorine feeders safely release preset doses of acid or chlorine into your pool.

30
years
Since 1981

www.waterco.com

Peristaltic technology

Chemflo systems are based on peristaltic technology, which involves the continuous compression and relaxation of a peristaltic tube by the pump's roller-rotor unit.

During the compression phase the walls of the tube move closer until they touch, pushing forward the liquid to be pumped in the direction of movement. During the relaxation phase the walls move away from each other, creating the pressure needed to draw new liquid

Chemflo's peristaltic technology has the advantage of low noise, small dimensions and no valves.



Chemflo chlorination and pH controller

Chemflo automatic control systems measure and precisely control set levels of sanitiser (chlorine) and pH balance (acid) through feedback from inline sensors. This ensures the safest possible swimming conditions. Costs are reduced by minimising chemical use and preventing excessive addition of chemicals that may damage the pool and its equipment.

Power requirements are minimal. Chemflo's control systems only operate occasionally to adjust ORP and pH levels to an optimal set point. Chemflo pumps can easily cope with sudden demands, dosing liquid chlorine quickly during high pool usage.

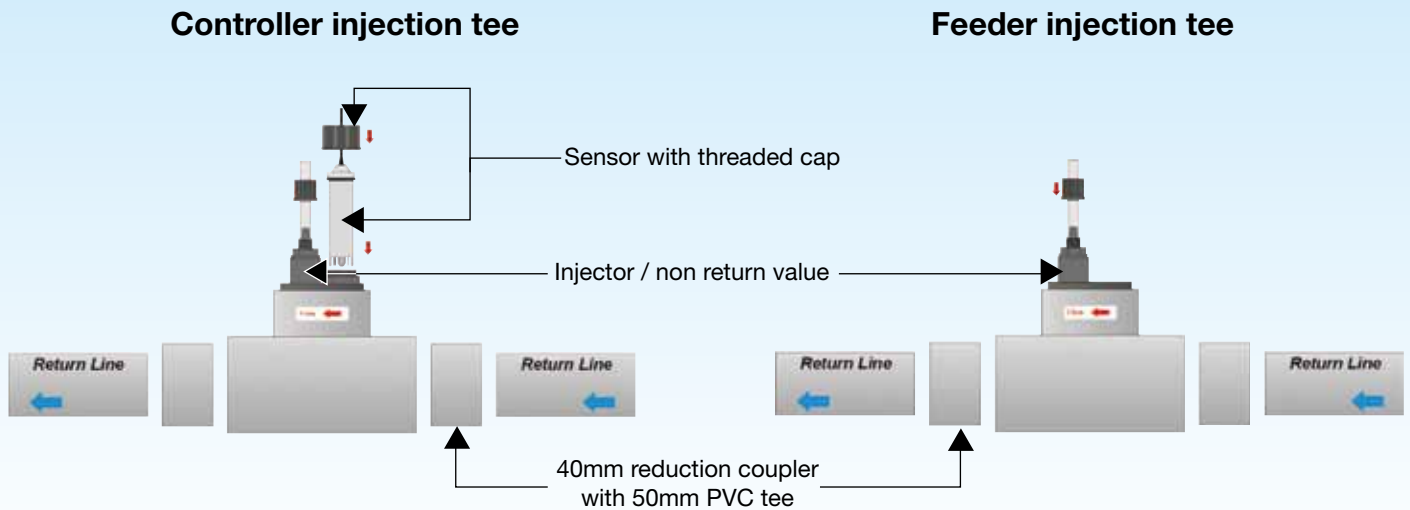
Chemflo pH / ORP controller - Automatically monitors and controls pH and ORP levels.



1. Automated inbuilt peristaltic pumps for precision control.
2. 32 character alphanumeric LCD display.
3. Touch keypad with easy menu.
4. Quick fit sensor connector.
5. Weather proof ABS enclosure, water resistant to IP25.
6. Pool pump timer output.

Sensor and Injection Tee

The Chemflo controller's sensor has a threaded cap for easy in-line mounting into the injection tee which has injection points for pump output tubes. The injection points have built-in non-return valves. The sensor has a leak proof seal and can be easily removed for cleaning.



Automated Pool Pump Timer Output

A pump timer controls the main pool pump. Chemicals are only added when the pump is running. There is the option of Summer, Winter, Auto and Custom modes.

- Summer mode: pump operates 4 hours in the morning, 4 hours in the afternoon.
- Winter mode: pump operates 4 hours in the morning only.
- Auto mode: automatically changes to Winter mode on 15th May and returns to Summer mode on 15th August. (15th November & 15th February respectively for the Northern Hemisphere).
- Custom mode: allows user to enter 1 or 2 pump cycles per day at times of their choice.

The Automated Pool Pump Timer eliminates the need for a separate pool timer. A battery back-up is incorporated so there is no need to re program it, if there is a power failure.

Conveniently set to most common set-up defaults at purchase

Easy Pool Size entry sets up correct automatic control function. Choice of the following settings:

- Spa
- 20,000 Litres
- 50,000 Litres *Default Setting*
- 100,000 Litres

32 character alphanumeric display

User-friendly text messages in simple English are provided for control status, alarms, set-up messages. The menu system makes it easy to change settings or check operation of the unit.

Super-Chlorinate Function (excludes Chemflo pH controller)

You can enter the number of litres of Chlorine you wish to add. The pool pump is set to operate for 4 hours once super chlorination is complete, ensuring total mixing.

Pool Backwashing Function

The Chemflo controller prompts the user to set the filter control to Backwash, Rinse and Normal Filtration as required. The pool pump is switched off whenever the filter control is being changed.

Chemical addition is disabled while backwashing.

Pump to Waste Function

The Chemflo controller prompts the user to set the filter control to “Pump to Waste” and Normal Filtration as required. The pool pump is switched off whenever the filter control is being changed.

Chemical addition is disabled while pumping to waste.

Dosing Pump Shut Off feature

If the Chlorine and/or Acid pumps pump chemicals continuously for more than the selected time, the pump(s) will shut off.

This prevents excessive chemicals being added to a pool in the event of an instrument or probe fault.

Alarm Function

If the ORP and/or pH readings go beyond the Set Point(s) by a preset amount for a preset time, the display will show an alarm message. The Chemflo controller continues automatic control to attempt to bring the reading back within the Set Point.

The alarm provides advance warning of a potential system problem.

Chemflo ORP [chlorine] controller

Automatically monitors and controls ORP level



Digital display of ORP level & ORP Sensor

Chemflo pH [Acid] controller

Automatically monitors and controls pH level



Digital display of pH level & pH sensor

Chemflo Acid or Chlorine feeder

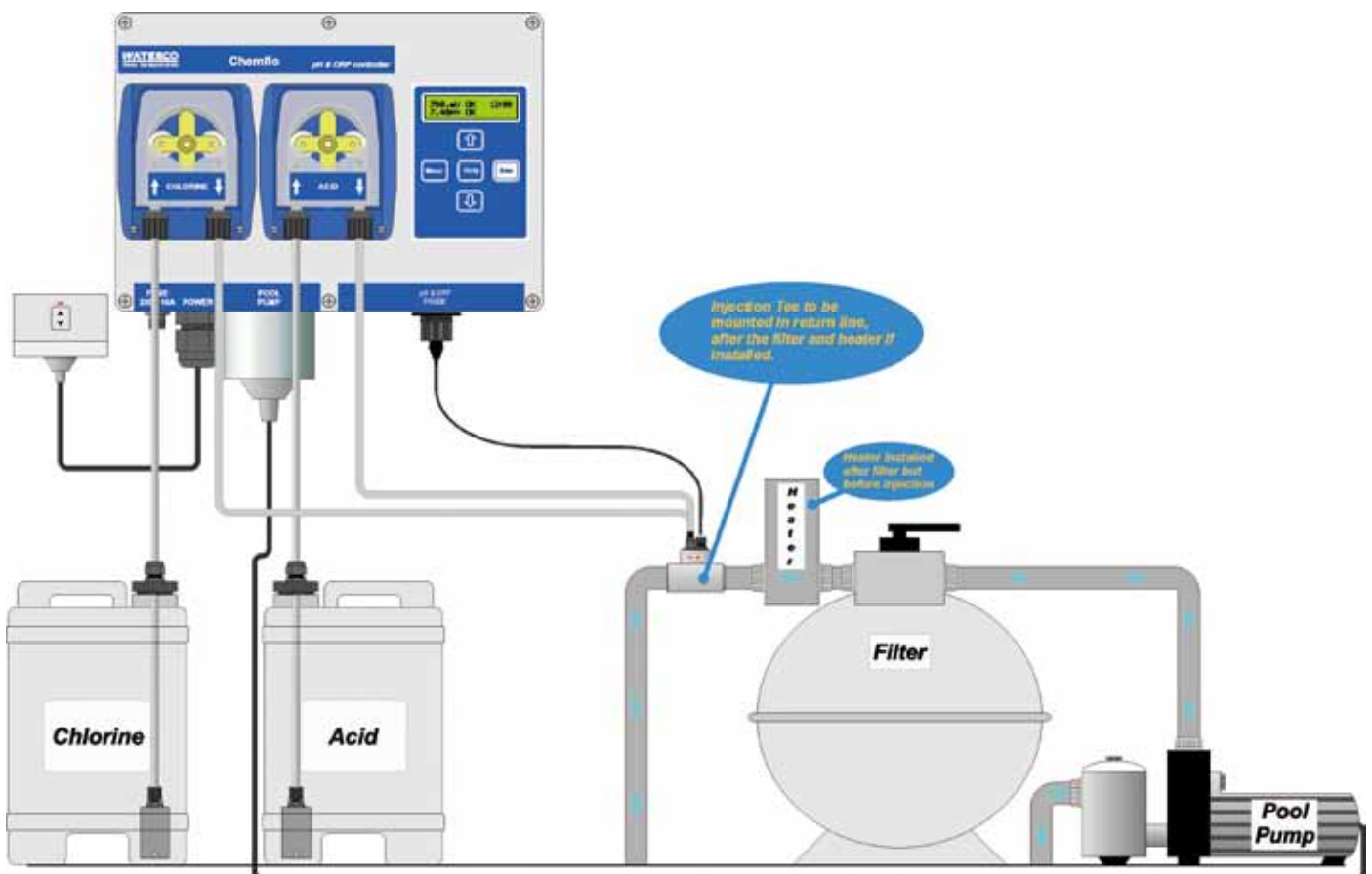
The Chemflo Acid/Chlorine feeder is designed to safely release preset doses of acid or chlorine into your pool.



1. Weather proof ABS enclosure, water resistant to IP25
2. Large LED display
3. Adjustable pump control
4. Durable Santoprene pump tube with fittings.

- Piggy-back plug for pool pump to ensure feeder only operates when pool pump is on

Chemflo Installation



The Chemflo's sensor/injection tee is installed directly inline, in a tee fitting, after the pool equipment and heater. The Chemflo plugs into a standard 240 V AC receptacle and has a pool pump outlet to plug the pool pump into (except Chemflo feeder).

Maintenance

The Chemflo's multi-sensor requires little cleaning. The sensor can be easily removed by untwisting the hand tightened threaded cap. For pH models a cleaning stick is supplied to clean the pH sensor's bullet shaped glass membrane. The ORP sensor's platinum wire can be cleaned with crème cleanser and a cotton swab. Occasionally the peristaltic pump tube may need replacement and is easily replaced.

Product Contents

- Sensor (except Chemflo feeder)
- Injection / Sensor Tee
- 50 to 40mm Reduction Couplers
- Pump Input / Output Tube, 4 metres per pump
- Drum Lid(s) + tube fittings
- Tube weight(s)

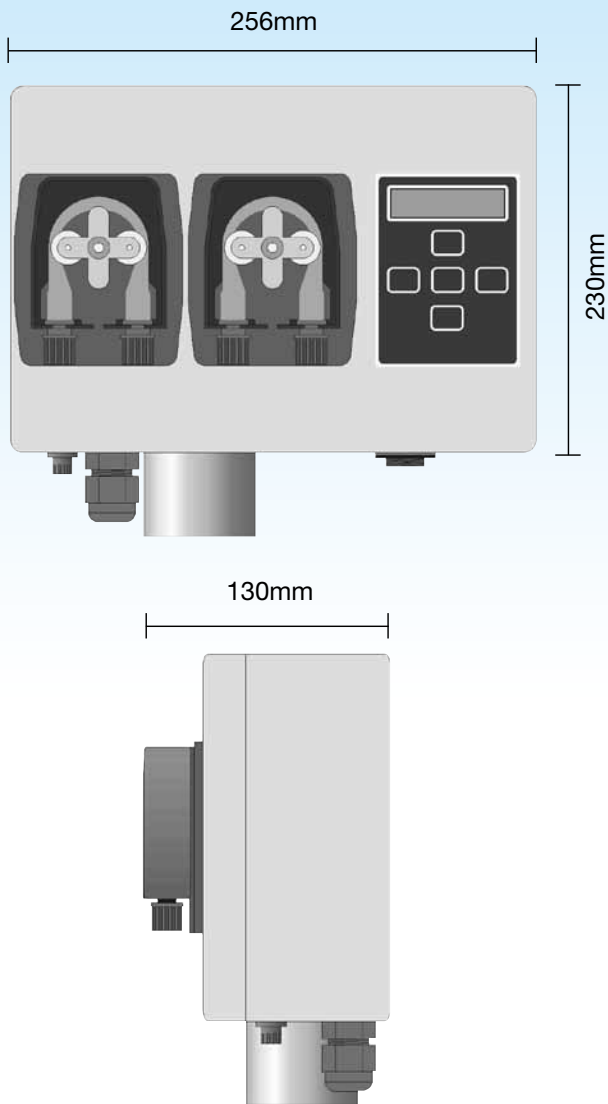
Chlorine and pH Levels (Chemflo default settings)

	Minimum	Optimum	Maximum
Chlorine (ORP) mV	680	700	720
pH	7.2	7.4	7.6

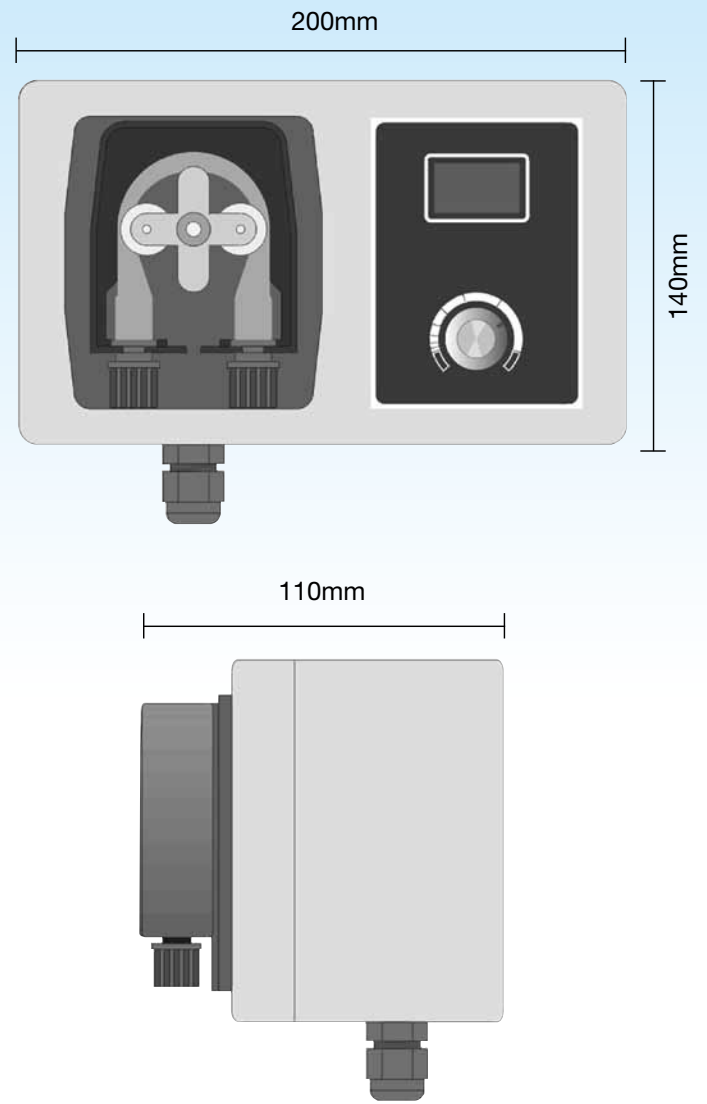
Chemflo Technical Specifications

Model	Power	Pump Output (max)	Maximum Pool Capacity
pH & ORP controller 25850	Input: 240V AC, 10 Amps Output: 240V AC, 9.5 Amps	Small tube, 1.8L / Hr Large tube, 6.1L / Hr	50,000 – 100,000 Litres (high demand pools only)
pH controller 25860	Input: 240V AC, 10 Amps Output: 240V AC, 9.5 Amps	Small tube, 1.8L / Hr Large tube, 6.1L / Hr	50,000 – 100,000 Litres (high demand pools only)
ORP controller 25870	Input: 240V AC, 10 Amps Output: 240V AC, 9.5 Amps	Small tube, 1.8L / Hr Large tube, 6.1L / Hr	50,000 – 100,000 Litres (high demand pools only)
Acid or Chlorine feeder 25880	Input: 240V AC, 0.2 Amps	Small tube, 0.3L / Hr Large tube, 1.0L / Hr Set to 'ON' continuously: Small tube, 1.8L / Hr Large tube, 6.1L / Hr	50,000 – 100,000 Litres (high demand pools only)

Chemflo Controller Dimensions



Chemflo Feeder Dimensions



Warranty

Chemflo	2 years
Controller / Feeder	2 years
Sensor	18 months
Labour	1 year