



**Rainbow Pool Products**

PO Box 2388, Mansfield Qld 4122

Telephone STD 61-7-3849 5385

Facsimile STD 61-7-3849 5384

Email: [info@rainbowpoolproducts.com.au](mailto:info@rainbowpoolproducts.com.au)

Web: [www.rainbowpoolproducts.com.au](http://www.rainbowpoolproducts.com.au)

**WATERCO**

water, the liquid of life

# HYDROCHLOR

## Salt water pool chlorinator

- Ezy Timer
- Energy Saving Winter Mode
- Precision Chlorine Production
- Super Chlorination Function
- Self Cleaning, Electrolytic Cell
- Battery Backup



[www.waterco.com](http://www.waterco.com)



### *How Hydrochlor Works?*

The main function of Hydrochlor is producing the chlorine that keeps the pool/spa water sanitise.

Pool/spa water, containing dissolved salt, pass over Hydrochlor's cell that splits the salt into its basics components, one of them chlorine.

A salt-water chlorinated pool requires much less attention than a chlorine pool. A salt water pool provides a more comfortable swimming environment. Salt water feels better and is less irritating to the body than standard chlorinated water.

*"A salt-water chlorinated pool requires much less attention than a chlorine pool."*



### *Ezy Timer*

Just press "HOUR" or "MIN" keys to change the current time.

Changing the default programming for one that suit your lifestyle, just press "TIMER" to toggle between the START and FINISH of the running sequences to set your desire programme.

### *Energy Saving*

During the winter months the chlorine demand decreases. By selecting the Winter mode, the operation hours of Hydrochlor is halved to save energy during winter months.

### *Pump Protection*

If no water flow is detected in the salt cell, Hydrochlor automatically switches off the pump to prevent any damage to the pump and pool equipment.

### *Low Maintenance - Self Clean*

Hydrochlor Self Clean Salt Cell has the added ability to reverse the polarity of the voltage to clean calcium build-up off its electrodes.

### *Battery Backup*

A battery backup is incorporated to save your settings in the event of electrical power disruptions.

### *Compatible with Aquamaster*

Hydrochlor can be connected to Waterco's Aquamaster controller via an optional communication cable. Just set the Aquamaster to "SPA MODE" and the Hydrochlor's chlorine production will automatically be reduced to ensure the spa is not over chlorinated.

*"The concentration of salt in a human  
tear is about 5000 ppm"*



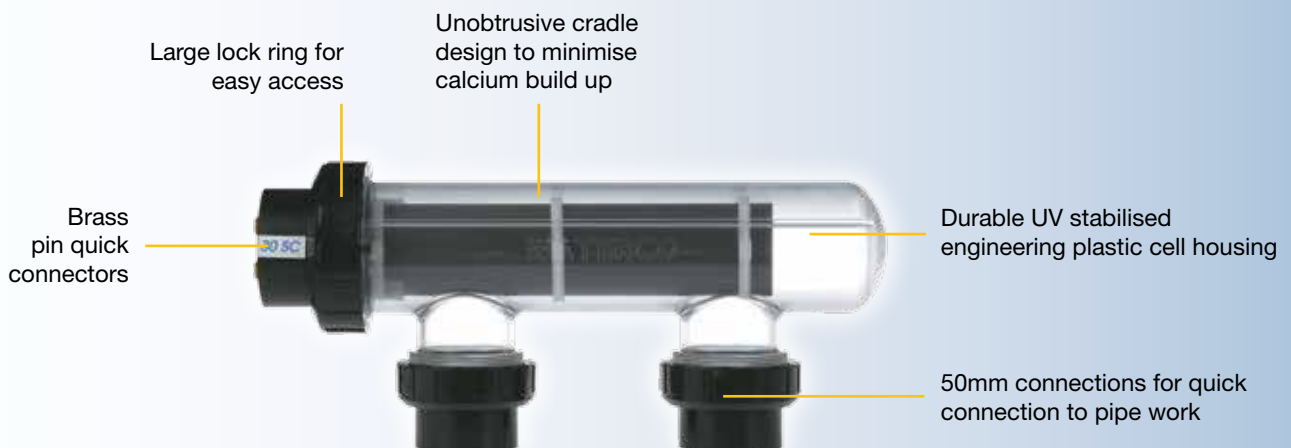
## Hydrochlor Power Pack

The Power Pack monitors and controls chlorine production by regulating the amount of electrical energy. The Hydrochlor is plumbed directly in-line with the pool equipment, typically after the heater.



## Salt Cell

The Hydrochlor's salt cell consists of a series of titanium electrodes with opposite charges. Hydrochlor's clear salt cell housing allows visual inspection of the salt cell plates and enables monitoring of chlorine production.



## FREQUENTLY ASKED QUESTIONS

### *Is there a difference between 'salt chlorinator' chlorine and 'normal' chlorine?*

A salt chlorinator makes chlorine the same way a chlorine factory does. The difference is that it is manufactured in your pool. Liquid chlorine is approximately 12.5% pure, whereas Hydrochlor's chlorine is 100% pure.

### *Will I ever need to add standard pool chlorine again?*

From time to time it may become necessary to add some chlorine to the pool. This may be due to heavy rain or if the chlorine level needs to be shocked back up.

### *Does the salt damage pool equipment?*

No. Low levels of salt have relatively insignificant corrosive effects on pool fittings and equipment.

### *How do I get started?*

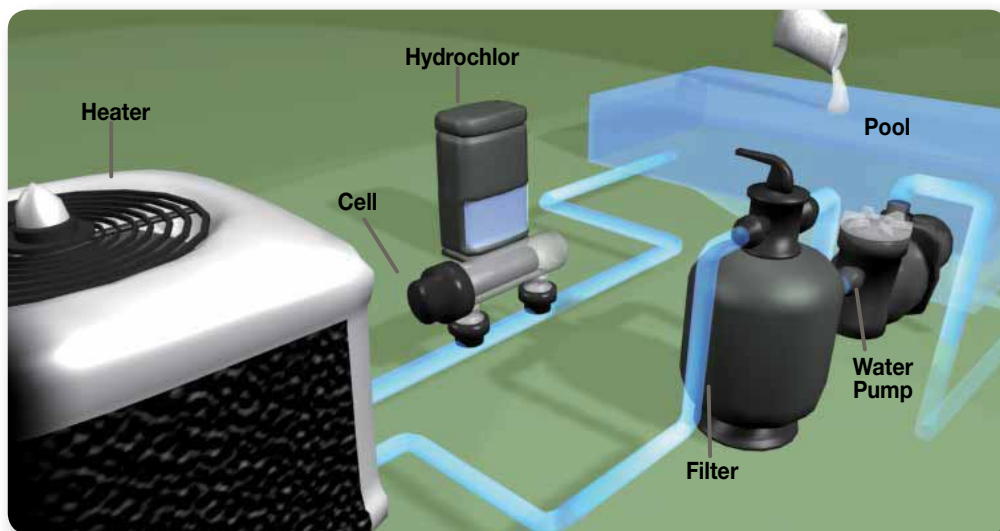
It's easy! After installing your salt chlorinator, you simply add the recommended amount of salt to your pool and choose your desired chlorine level.

### *How much salt will I need?*

1 kg of salt in 1,000 litres of water raises the salt level by 1000ppm. Therefore, 420 kg of salt will raise a 70,000 litres pool from 0 ppm to 6,000 ppm.

### *What type of salt should I use?*

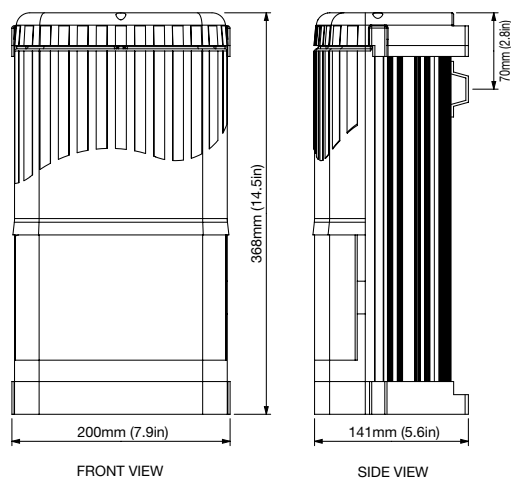
High purity salt, it is important that the salt does not contain additives. Any common salt (like table salt) usually has an additive that may have staining properties.



The Hydrochlor is plumbed directly in-line with the pool equipment, typically after the heater.

# TECHNICAL SPECIFICATIONS

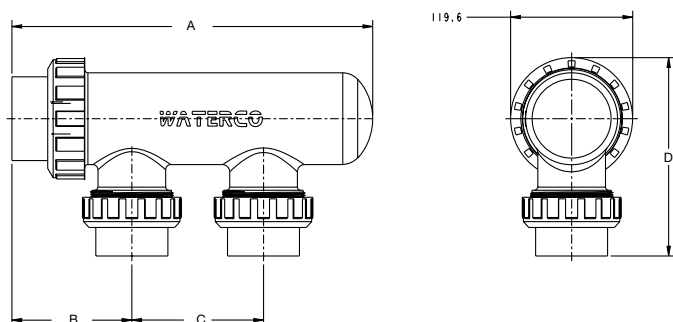
## Hydrochlor Power Pack Dimensions



Model	Input Watt (W) max	Output current DC (A) max	Chlorine Production (g/hr)	Max Pool Capacity (L) Climate	
				Temperate	Tropical
Hydrochlor 20A	290	20	20	80,000	48,000
Hydrochlor 25A	330	25	25	100,000	60,000
Hydrochlor 30A	380	30	30	120,000	72,000

	20A	25A	30A
Primary Input (Volts) / Frequency (Hz)	220-240 / 50-60	220-240 / 50-60	220-240 / 50-60
Input Power (W)	290	330	380
Maximum Total Current (A)	10	10	10
Pump Outlet Maximum (A)	8	8	8
Degree of Protection	IP23	IP23	IP23

## Hydrochlor Cell Housing Dimensions



Model	A (mm)	B (mm)	C (mm)	D (mm)
20SC / 25SC / 30SC	423.5	136.5	180	188.8

These chlorinators are approved and conformed to AS3136 Swimming Pool Equipment, as a prescribed article under Australian Registration. These Chlorinators conform to the Australian Electromagnetic Compatibility Standard marked by the C-tick.

## Salts Level – Operation

Salt Levels (ppm)		
Minimum = 4000	Optimum = 5500	Maximum = 6000

Note: Low salt level will lead to low chlorine production.

## Warranty

Hydrochlor Chlorinator	2 Years Full
Salt cell	2 Years
Power pack	2 Years
Commercial Installations	1 Year
Labour	1 Year

\*Please refer to Waterco's Warranty terms and conditions.



## Rainbow Pool Products

PO Box 2388, Mansfield Qld 4122

Telephone STD 61-7-3849 5385

Facsimile STD 61-7-3849 5384

Email: [info@rainbowpoolproducts.com.au](mailto:info@rainbowpoolproducts.com.au)

Web: [www.rainbowpoolproducts.com.au](http://www.rainbowpoolproducts.com.au)